

SR120V, 180V & 240V
NEXT GENERATION™ RECYCLERS



TABLE OF CONTENTS

	Page
SECTION 1	
Tools required _____	3
Parts required _____	3
Un-packaging the unit _____	3
SECTION 2	
How to install a Solvent Saver™ Recycler _____	4
Installing the Ground wire _____	4
Electrical connection _____	4
Installation drawing _____	5
FINAL SECTION	
General Arrangement _____	6
Warranty & Contact Information _____	7
Our mission _____	8

SECTION 1

PARTS REQUIRED

- Main breaker per classification area (See General Arrangement Drawings)
 - 600 or 480 Volt 3 Phase Power
 - Install at 5 – 6 Ft from units at least
 - 18" above the ground
- Inlet Compressed Air Line ½" min. next to unit
- Inlet Water Line ½" min. next to unit (option)

UNPACKAGING THE UNIT

Step 1 : Carefully inspect the shipping carton for any signs of transport damage.

Step 2 : Begin by removing the plastic wrap and the Styrofoam then remove the wood plate behind the unit protective condenser.

Step 3 : Carefully remove your solvent recycler from the shipping carton. Remove the four straps from the bottom of the solvent recycler screwed to the palette.


Step 4 : Remove the unit from the palette and place it in the general area for installation.

You are ready to begin with the installation of the solvent recycler.



SECTION 2

ELECTRICAL CONNECTIONS



Step 1 : Now we are ready to have the electrician wire the solvent recycler for model SR120V connect to 480 V or 600 V – 3 phases (as per name plate on the unit) to the electrical junction box that is provided in the back of the unit. The 32 gallons recycler requires 25 A.

For model SR180V connect to 480 volts or 600 volts 3 phases (as per name plate on the unit) to the electrical junction box that is provided in the back of the unit. The 48 gallons recycler requires 30 A.

For model SR240V connect to 480 V or 600 V 3 phases (as per name plat on the unit) to the electrical junction box that is provided in the back of the unit. The 63 gallons recycler requires 30 A.

For all these models, please refer to the electrical schematic found in the manual.

For units that comes with a step up transformer the transformer must be located outside the explosion proof room in a safe non hazardous location.

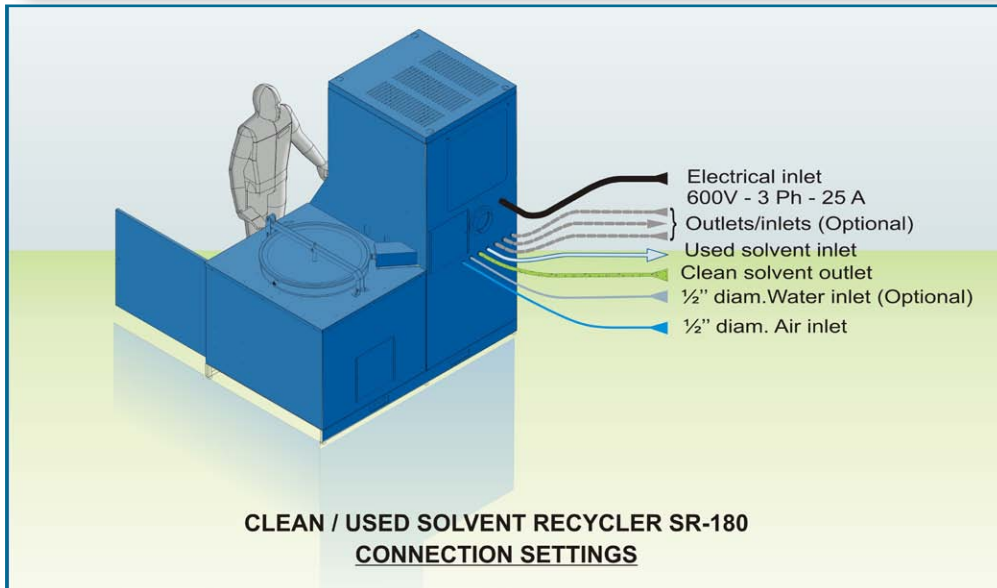
Then connect a ground wire to the back of the unit and use the ground wire with a clip to ground the 55 gallons / 205 litres drum.

Step 2 : connect to the back of the unit the air you need an 1/2" air line, we suggest to put a filter regulator and adjust the air pressure on the regulator to 90 PSI.

Step 3 : You need to connect the clean outlet and then used solvent inlet located in the back of the unit

Step 4 : If the units comes with nitro cellulose package connect to the back of the unit a 1/2 water line.

Note : Please Review the "General Arrangement" Drawing. MAKE SURE ALL CODE REQUIREMENTS ARE FOLLOWED.



You are now ready to follow the Start-up Process. Please follow the ISTpure Start-up

GENERAL ARRANGEMENT

DATA & SPECIFICATIONS


Electrical Requirements
Amp Draw listed for entire unit — including motor and heating element

MODEL	Full load Amp Draw		Location	
	220V	480V	Non-classified area	In mix room/ classified area
SR 30	11.7	—	—	—
SR 60	23.4	—	—	—
SR 120	—	14.5	11.3	Explosion proof disconnect required
SR 180	—	20.8	15.0	
SR 240	—	24.8	19.5	

Air Requirements

ITEM	Air Line Specifications	cfm	Notes
SR30V-60V	3/8" @ 100 psi	5	Factory set at 85-90 psi
SR120V-180V	1/2" @ 100 psi	10	
SR120V-180V	1/2" @ 100 psi	10	
SR 240	1/2" @ 100 psi	10	

Thermal Heat Transfer Oil

Model	Oil Capacity	Parts Number		
SR30 TO SR240	Please refer to your product identification plate for required oil volume. 	Standard	High Temp.	Volume
		330066	330166	1 gal / 4L
		330067	330167	2.5 gal / 9.5L
		330068	330168	5 gal / 19L
		330069	330169	55 gal / 208L

Recycler Bags

MODEL	Part number
SR 30	300006
SR 60	300019
SR 120	300008
SR 180	300009
SR 240	300010

INFORMATION CODES

ISTpure offers a complete line of spray gun cleaners and solvents recyclers that conform to the requirements of:

- NFPA-33 Standard for spray application using flammable and combustible materials.
 - NFPA-30 flammable and combustible liquid code
 - IFC : International Fire Code
- The recycler has been certified and listed :
- UL 2208 standard for solvent distillation unit
- The recycler has been reviewed and approved by :
- QPS for U.S. & Canada requirements report #LR1 558

Conformity of all these requirements is dependent upon the manner in which the equipment is installed. The contractor will make certain that all of the electrical wiring and conduit, piping, gas supply, roof penetrations, automatic fire protection systems, and the location of the equipment within the building also conforms to the cited codes and the other references.

EXCLUSIVE RIGHTS

This drawing is the exclusive property of ISTpure and information contained herein can be used only when specifically authorized by ISTpure. Possession of this drawing does not authorize use nor transmission to any other organisation.

GENERAL ARRANGEMENT

ISTpure
346 Allée du Golf, St-Eustache (Qc)
Tel.: 1 877 629-8202 / 450 963-4400 Fax : 450 963-5122

Note : the SR240 is not QPS certified

GENERAL ARRANGEMENT (CONT'D)

INTERMEDIATE MIX ROOM

THREE SIDES MIX ROOM

FREE STANDING MIX ROOM

ENTIRE SYSTEM OUTSIDE MIX ROOM

ENTIRE SYSTEM INSIDE MIX ROOM

LEGEND

- Class 1 - Div 1
- Class 1 - Div 2
- Class 1 - Div 2
18" Height only

Classification zones as per :

- A) NFPA 33 standard for spray application using flammable and combustible materials, sections 4.3.5
- B) International fire code, chapter 34 flammable and combustible liquids 3403.1.1

Zone requirements apply to both gun cleaners and recyclers together and stand alone.

PSIUS CERTIFIED

NFPA NATIONAL FIRE PROTECTION ASSN.

EXCLUSIVE RIGHTS

This drawing is the exclusive property of ISTpure and information contained herein can be used only when specifically authorized by ISTpure. Possession of this drawing does not authorize use nor transmission to any other organisation.

GENERAL ARRANGEMENT


ISTpure

346 Allée du Golf, St-Eustache (Qc) J7R 0M8 Canada
Tel 1 800 361-1185 • 450 963-4400 Fax 450 963-5122

Note : the SR240 is not QPS certified

WARRANTY INFORMATION / TECHNICAL ASSISTANCE

ISTpure is a registered trademark of :



**International
Surface
Technologies**

istsurface.com

For more information, prices or technical assistance,
contact your local IST distributor or call / fax our
Consumer Information Numbers :

TEL.: 1 877 629-8202 & 450 963-4400 FAX : 450 963-5122

Or visit us at :
istsurface.com

Benefits of Owning a Solvent Recycler Include :

- Significantly reduce waste.
- Major reduction in waste related expense.
- Major savings in reduced material purchases.
- Reduced fire & spill hazards.

Industrial Applications :

- Aerospace
- Auto Assembly
- Body Shop
- Bus
- Fiberglass
- Flexography
- Furniture
- General Metal
- Printing
- Rail Car
- Truck

INNOVATIVE AND LEADING TECHNOLOGY

Founded in 1978, IST is a North American leader in solvent recycling systems, paint gun washers, industrial cleaning equipment and automated sandblasting systems. The company's success is based on its unwavering commitment to technical excellence, world-class manufacturing and unparalleled customer service.

Working closely with qualified distributors and paint manufacturers, ISTpure offers systems, products and technologies that set the quality standard in a wide range of cleaning and recycling solutions. ISTpure provides equipment for a wide range of industries for cleaning paint equipment including the automotive and industrial solvent recycler series that minimizes solvent usage and disposal.

ISTpure's ongoing investment in paint gun cleaning, solvent recycling, industrial cleaning and sandblasting systems will continue to provide innovative solutions to a diverse global market. Call today for product information, to request a demonstration or for a free quote.

