



## MANUAL WASH CABINETS




ISTpure Manual Wash Cabinet is the most cutting-edge cleaning system available on the market today.

These cabinets offer increased operator comfort with ergonomic working height, heatable cleaning fluid (aqueous version only) and easy operation and maintenance for manually washing various-sized parts with cleaning solvent or aqueous cleaner in safe work environments.

Most of all, it keeps the operator away from hazardous cleaning solutions and fumes.

### ADVANTAGES OF THIS SYSTEM

- ✓ Quick heat time
- ✓ Well-lit cabinet with clear visibility
- ✓ Flexible neoprene/nitrile gloves
- ✓ Ergonomic working height
- ✓ Versatile and practical washing tools
- ✓ Adjustable flow pressure



**Before**

**After**

### MARKETS SERVED

- General manufacturing
- Aerospace & Aviation
- Automotive & Public Transport
- Marine & Shipyards
- Flexo/ Litho Printing
- Power & energy

### APPLICATIONS

- ✓ Degreasing and cleaning parts, tools or machinery's components
- ✓ Surface cleaning of manufactured parts prior to apply coating products
- ✓ Rebuilding engines and other mechanical components of various motorized vehicles
- ✓ Maintenance of aircraft components
- ✓ Cleaning mining and wastewater pumps for rebuild
- ✓ Cleaning flexo/litho printing plates and components



QPS Listed Mark – Canada / United States  
Certified Class 1, Division 1, Group D, T3C  
Certified to CSA C22.2 No. 30-M1986, CSA  
C22.2 No. 68-18, UL 1203 5th, and UL 73 10<sup>th</sup>

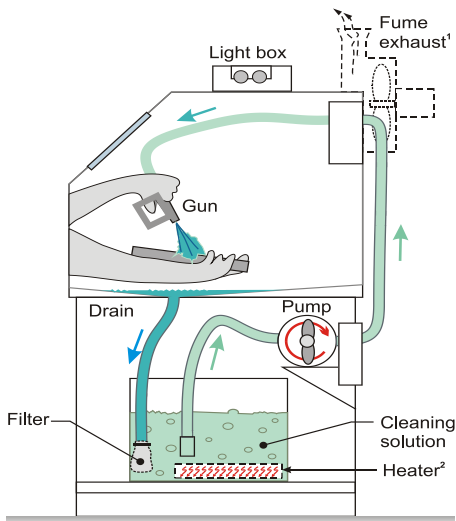


## CHOICES OF FEEDING SYSTEM

### 1. PRESSURE JET SYSTEM

In pressure-type system, cleaning fluid is pushed towards cleaning nozzles using a choice of pumps. Operator manually activates cleaning tools by pressing trigger or f by activating control knob.

There are two pumps available to power this system:

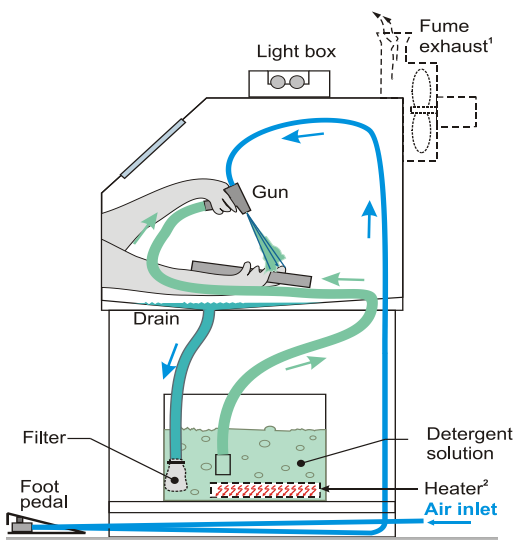


| Pressure Pumps Available                             | Working Pressure |
|--|------------------|
| High-Pressure Pneumatic / Electric <sup>2</sup> Pump | 100 to 3,000 psi |
| Low-Pressure Diaphragm Pump                          | 30 to 100 psi    |

### 2. SUCTION-TYPE VAPORIZATION SYSTEM

Contrary to pressure jet systems, suction-type vaporization systems operate using the Venturi principle, sucking fluid at the exit end of cleaning nozzles. The fluid flow accelerates as it exits the nozzle.

Liquid outputs in wide-spray jet covers large section of part that needs cleaning, with air added to dislodge hard-to-remove oil and grease. Cleaning tools are activated with foot treadle. Optional no-contact pedal is available to reduce stress on the back when operating long hours of cleaning.



<sup>1</sup> Fume extractor exhaust available in solvent version only

<sup>2</sup> Electric pump and heater are available in aqueous version only

## SPRAY NOZZLE TYPES

A wide variety of spray patterns are available to achieve desirable output and applications.

| SPRAY NOZZLE TYPES |                 |      |             |           |        |
|--------------------|-----------------|------|-------------|-----------|--------|
|                    |                 |      |             |           |        |
| Splash             | Multiple Stream | Flat | Hollow Cone | Full Cone | Square |





## OPERATING PRINCIPLE

The cleaning fluid circulates in a loop of a pneumatic system to be reused over and over until it no longer has degreasing properties. Circulating debris are trapped in a filtration system integrated to the pump. Optional clean rinse tank can be added for optimal washing results.

Operator slit his hands through protective rubber gloves and operate though a security window. Doors are sealed to prevent fluid and fume from escaping into the work environment and a safety switch automatically shuts down system upon door opening.



The **aqueous version** is made of durable industrial-grade steel or optional stainless steel. Washing fluid can be heated to the desired temperature with electrical heaters located inside the fluid tank for optimal comfort and cleaning performance.

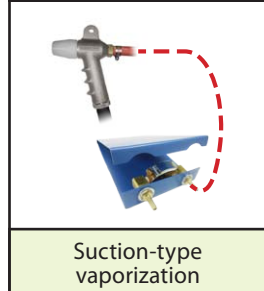



The **solvent version** is entirely made of stainless steel and is fitted with explosion-proof components that comply with Class I Div. 1 standard.

These parts washers are available in various sizes and configurations in order to achieve desired performance for washing parts in any shapes and sizes, without any abrasive that could damage precision machined parts.

**Custom sizes and features are available to meet your specific production and security requirements. CSA certification available.**

## STANDARD FEATURES



| CONSTRUCTION |  |
|--------------|--|
| Aqueous      | 12-gauge 304 <b>stainless steel</b> (optional solvent resistant epoxy paint coating) |
| Solvent      | 12-gauge industrial-grade coated <b>steel</b> (with paint coating)                   |

**LONG-TERM WARRANTY**

**WARRANTY**

**2 YEARS**

2 years limited warranty on all components with service and maintenance centers available worldwide.



## STANDARD FEATURES (CONT'D)

### AIR BLOW GUN




Spray gun and  
air blow-off gun

### PROTECTIVE GLOVES



Shipped with nitrile or neoprene protective gloves (depending on the chemistry of the cleaning fluid)




### LIGHTING SYSTEM



24" LED lighting (available in aqueous version and non-flammable solvent only) or explosion-proof 24" neon lighting (available in Class 1, Div I solvent).

### WORK SHELF




$\frac{3}{8}$ "- thick polyethylene (UHMW) with a 500 lb load capacity.

### CLEANING GUN



Trigger Jet Gun  
(Pressure version)



Foot-Activated Spray Gun  
(Suction version)





**OPTIONAL FEATURES**

**SOLVENT FUME EXTRACTION SYSTEM**



Solvent vapor extraction exhaust powered by a 1.2 hp motorized impeller.

**CLASS I, DIV. 1 STANDARDS COMPONENTS**



Lighting system, impeller, and control panel construction that complies with Class I Division 1 Hazardous Locations standards.



**FRONT GUILLOTINE DOOR**



Front opening pneumatic door provides complete access to work surface.

**FILTRATION SYSTEM**



A recirculating filtration system with replaceable cartridge filter keeps your cleaning fluid free of solid contaminants and reduces wear on pump and other components

**AUTO-FILL SYSTEM**



Pump and pneumatic line can be used to fill fluid tank without risking to spill it and to transfer used solvent to solvent recycler (sold separately)



**TANK OPTIONS**

| FLUID TANK   | RINSE WITH CLEAN FLUID   | HEATING SYSTEM  |
|--|--|---|
|  |  |   |
| Stainless steel tank on wheels for easy maintenance and side window to check fluid level. Tank capacity varies from 15, 20, 30 and 45 gallons. Larger tanks are available upon request | Clean fluid rinse features an additional tank to store clean fluid, a separate pneumatic line to supply jet gun and an overflow sensor in the recirculating fluid tank | Electrical heating element integrated in fluid tank to heat cleaning fluid up to 120°F/49°C (available in aqueous version only) |

**NO-CONTACT PEDAL**



Photoelectric sensor detects the presence of the foot in order to operate the parts washer without causing back fatigue and injuries



**OPTIONAL FEATURES (CONT'D)**

**WINDOW CLEAN OFF**



Enhanced window blow off utilizing air-knife technology for increased visibility inside the cabinet

**INTERNAL SPRAYING SYSTEM**



A set of jet spraying nozzles can be mounted on the side walls inside the cabinet to spray parts without the supervision of the operator



**FRONT DOOR SECURITY SYSTEMS**



Security cable or photoelectric sensors reverse door closing procedure when object is detected (available with front opening door only)

**MANUAL BRUSH**



Precision Manual Flow-Through Brush

**WORK SHELF FEATURES**



Turntable, tiltable tabletop and elevating work shelf are available for a better ergonomic work

**RETRACTABLE WORKING SHELF**

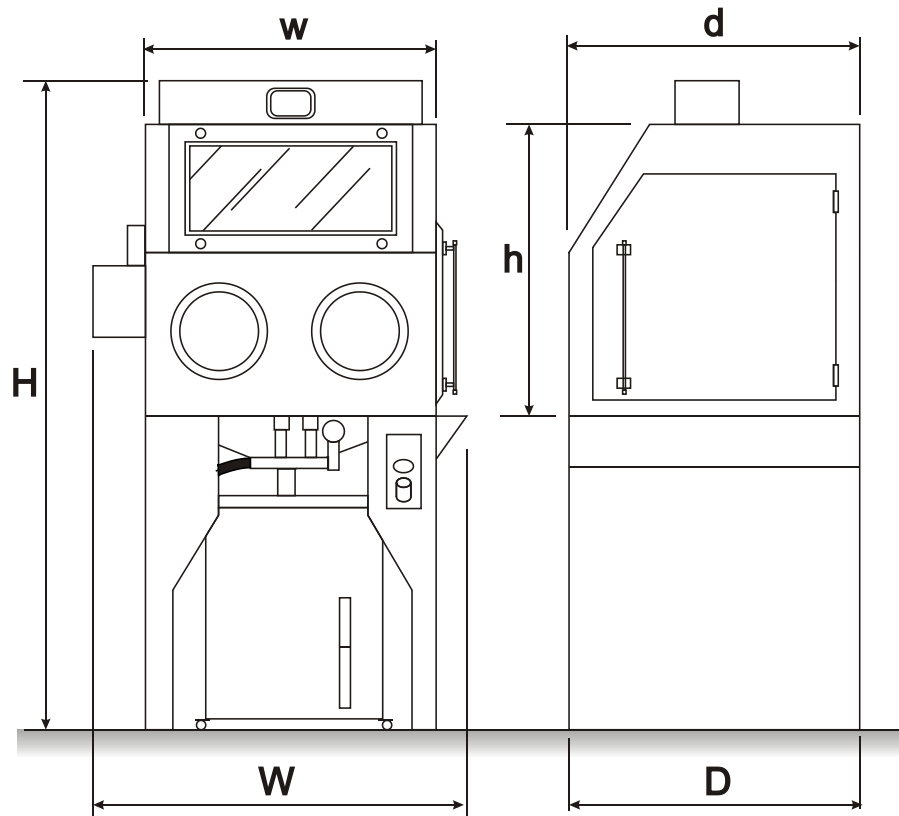


Retractable working shelf is compatible with all working shelf features to facilitate loading/unloading procedures (available with front opening door only)





## FLOOR LAYOUT



## SPECIFICATIONS

### Standard dimensions 36" or less

| Description                | MW2636          | MW2844          | MW3636          | MW3648          | MW3660          |
|----------------------------|-----------------|-----------------|-----------------|-----------------|-----------------|
| Interior dim's (w x d x h) | 26" x 36" x 36" | 28" x 44" x 30" | 36" x 36" x 33" | 36" x 48" x 33" | 36" x 60" x 33" |
| *Overall dim's (W x D x H) | 43" x 36" x 79" | 45" x 44" x 74" | 53" x 36" x 76" | 53" x 48" x 76" | 53" x 60" x 76" |
| Door opening               | 20" x 33"       | 22" x 28"       | 30" x 30"       |                 |                 |

### Standard dimensions 42" or more

| Description                | MW4248          | MW4260          | MW4848          | MW4860          | MW6060          |
|----------------------------|-----------------|-----------------|-----------------|-----------------|-----------------|
| Interior dim's (w x d x h) | 42" x 48" x 44" | 42" x 60" x 44" | 48" x 48" x 44" | 48" x 60" x 44" | 60" x 60" x 44" |
| *Overall dim's (W x D x H) | 59" x 48" x 87" | 59" x 60" x 87" | 65" x 48" x 87" | 65" x 60" x 87" | 77" x 60" x 87" |
| Door opening               | 36" x 41"       |                 | 42" x 41"       |                 | 54" x 41"       |

\* Exact cabinet dimension may vary according to manufacturing constraint.

| Description          | All models                  |
|----------------------|-----------------------------|
| Spray Pressure       | 30 - 100 psi                |
| Power                | 1 hp / 115 V / 60 Hz / 1 Ph |
| Parts load (maximum) | 500 lb                      |



## ABOUT THE COMPANY

### WHO WE ARE

IST is a leading industrial manufacturer of standard and custom engineered equipment for the surface treatment industry and the solvent recycling industry.

### MISSION

IST is dedicated to being an innovative and trusted supplier in the conception, fabrication and distribution of surface treatment equipment and recycling equipment.

The success of our mission relies on the following core values :

**Innovation – Integrity – Quality**

### MARKETS SERVED

The products, technologies and industry expertise of IST are used in a wide range of manufacturing and industrial applications, including but not limited to :

- General Manufacturing
- Industrial Equipment
- Metal forming
- Aerospace and Aviation
- Rail and Transit
- Marine
- Automotive
- Petroleum
- Flexography (labelling) & Lithography
- Wood finishing
- Power & Energy
- Pharmaceutical

